

Abstinence Education Program Evaluation: Structural Equation Modeling and Social Theory

Slide Show

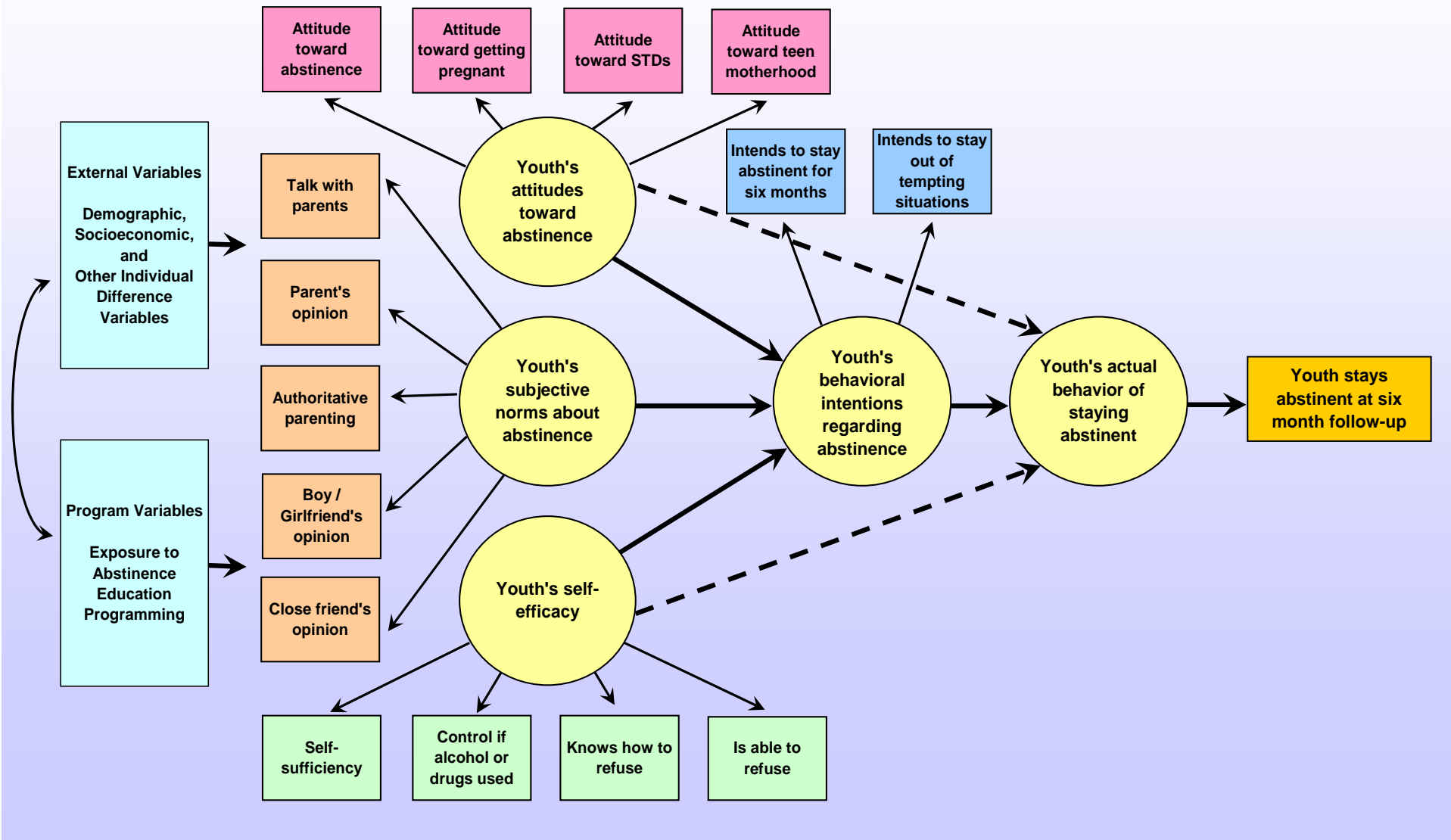
March 19-20, 2007
Baltimore, MD

Presented by

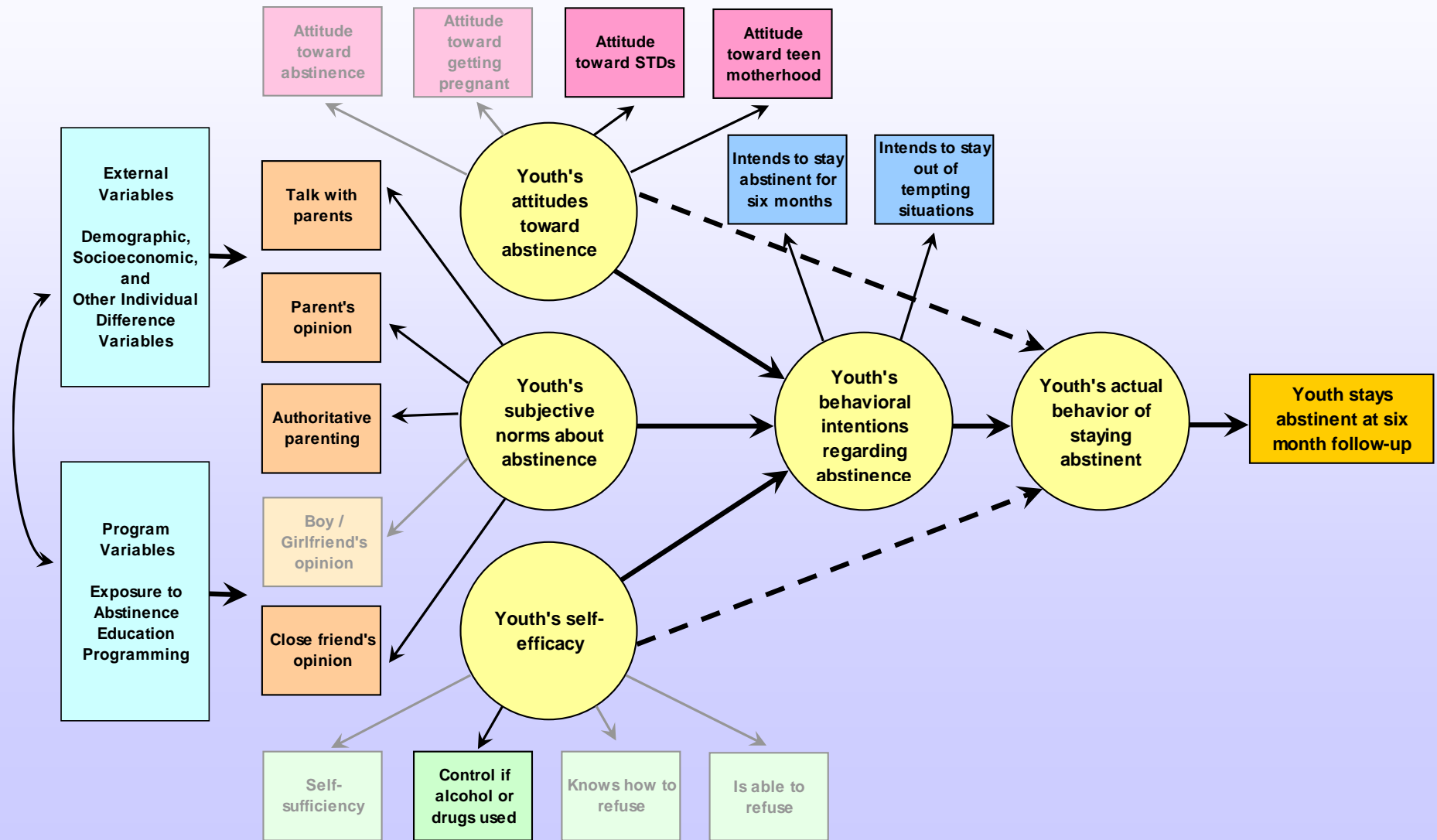
Robert L. Seufert, PhD.
Mark A. Carrozza M.A.
Kaitlin A. Kubilius
Valerie Huber

Applied Research Center
Miami University Middletown

Theoretical model examining youth sexual abstinence based on the Integrated Theory of Planned Behavior



Theoretical model examining youth sexual abstinence based on the Integrated Theory of Planned Behavior

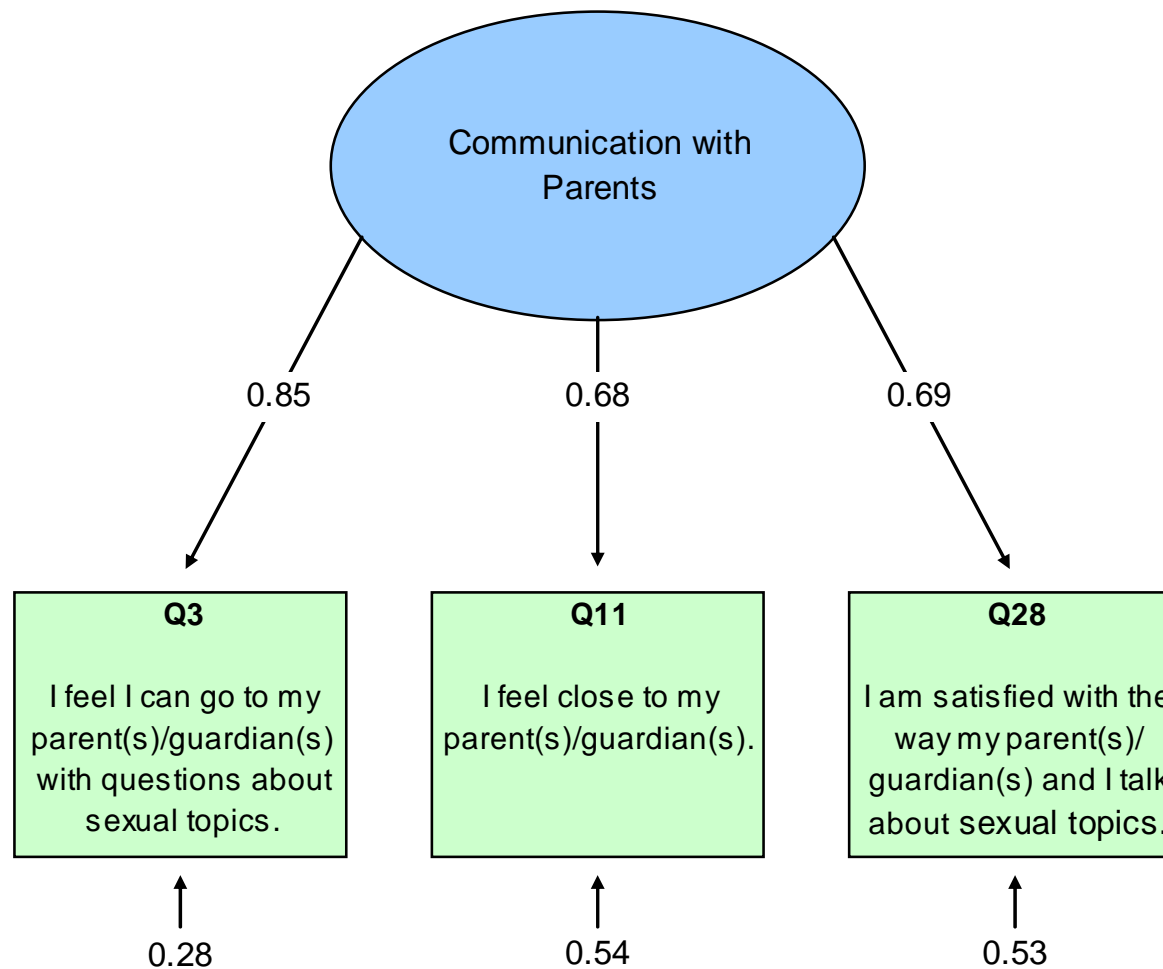


t-Tests for Statewide Sample

(Approximately 9,000 Ohio teens, grades 7 to 12)

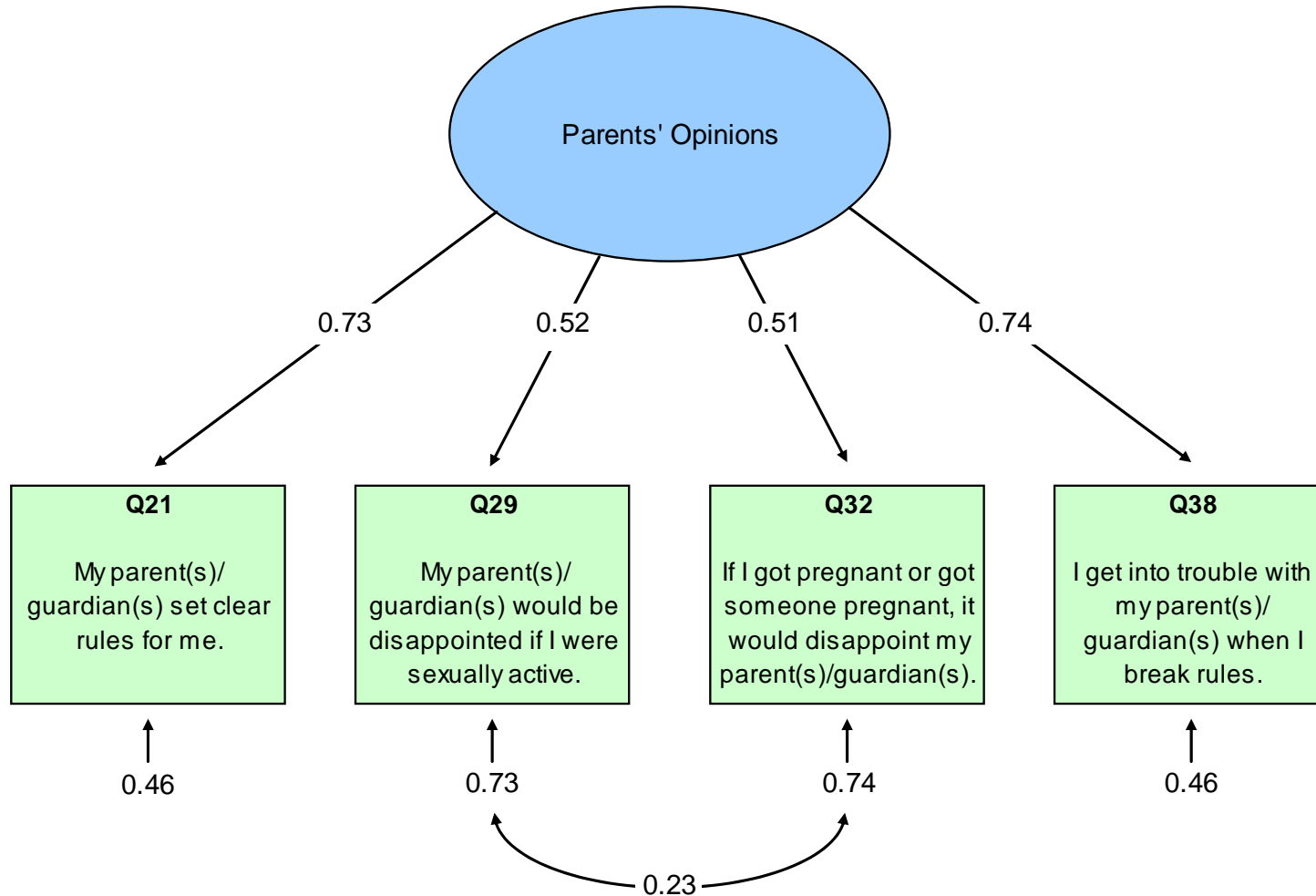
Model Components	n	Pre-test Mean	Post-test Mean	t	p	Cohen's d
Ability to Communicate with Parents about Sexual Topics (Norms)	8,285	11.0060	11.1757	-8.095	.000	.06
Parent's Attitudes toward Teen's Sexual Activity or Pregnancy (Norms)	8,220	16.6354	16.7298	-3.400	.001	.03
Authoritative Parenting Style (Norms)	8,548	12.4455	12.4264	0.862	.389	.01
Close Friends are Sexually Abstinent (Norms)	8,427	6.5603	6.9366	-18.344	.000	.17
Consequences of Teen Motherhood (Attitudes)	8,314	14.3465	15.3181	-33.612	.000	.32
Risks and Consequences of Getting STDs (Attitudes)	8,706	12.5967	13.3201	-34.788	.000	.39
Risk of Sexual Activity after Drinking Alcohol and Using Drugs (Self-efficacy)	8,630	11.7350	12.5722	-31.363	.000	.33
Attitudes toward Sexual Abstinence until Marriage (Behavioral Intentions)	7,416	47.2137	49.3553	-31.076	.000	.23
Attitudes toward Sexual Activity before Marriage (Behavioral Intentions)	7,528	31.5626	31.7499	-3.576	.000	.02
Participation in Risky Behaviors (Behavior)	8,980	4.4340	4.3977	3.070	.002	.02

Youth's Subjective Norms about Abstinence



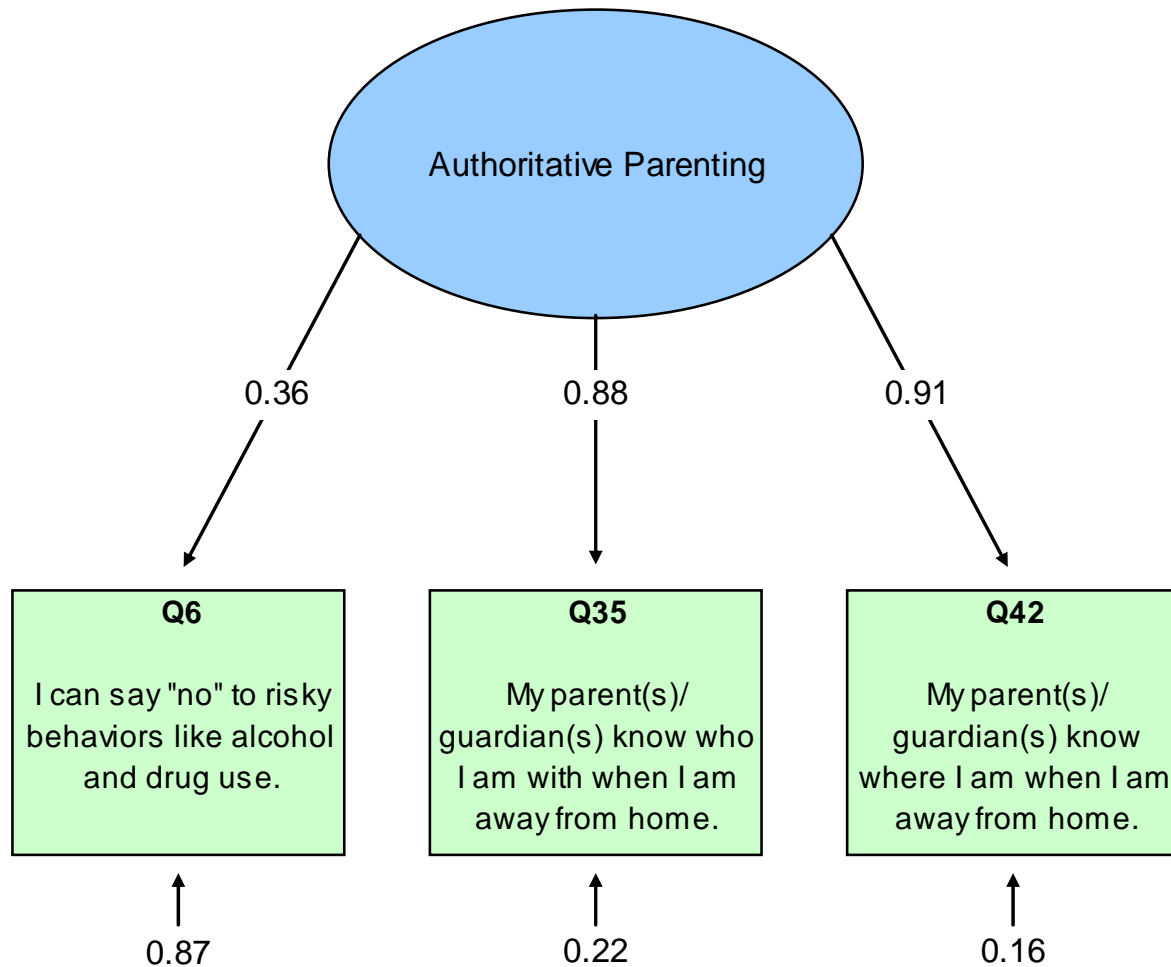
Chi-square = 0.00, df = 0, P-value = 1.00000, RMSEA = 0.000

Youth's Subjective Norms about Abstinence



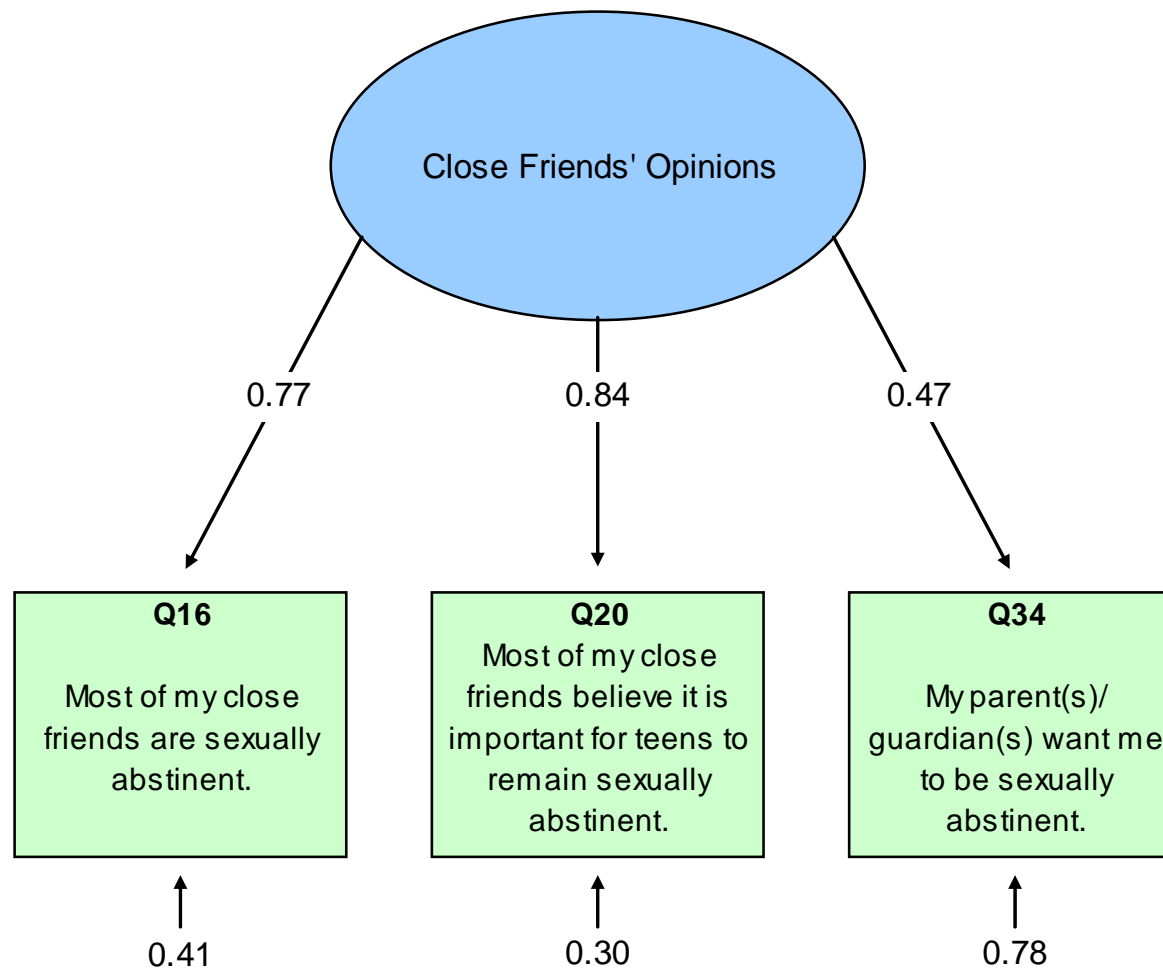
Chi-square = 0.43, df = 1, P-value = 0.51296, RMSEA = 0.000

Youth's Subjective Norms about Abstinence



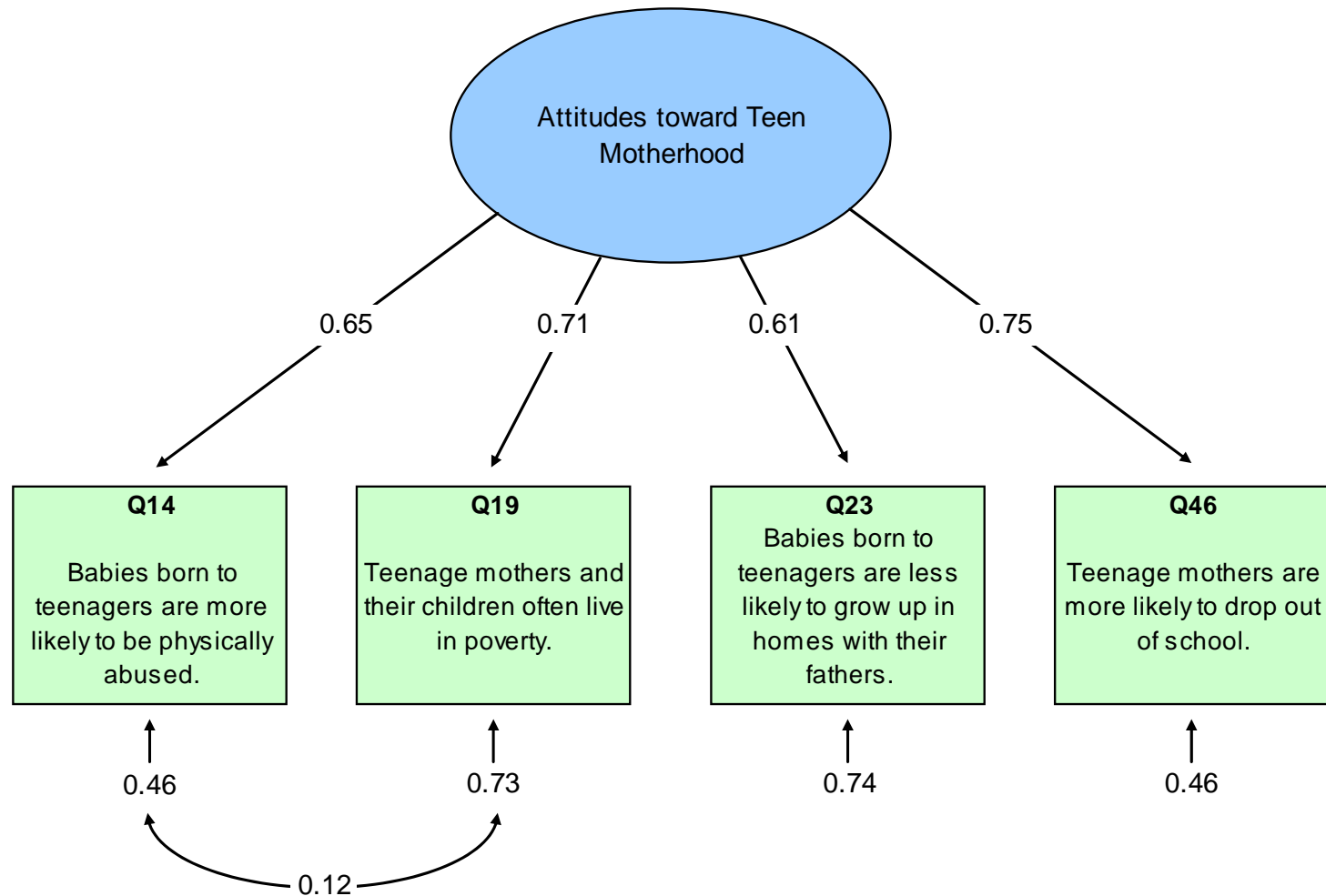
Chi-square = 0.00, df = 0, P-value = 1.00000, RMSEA = 0.000

Youth's Subjective Norms about Abstinence



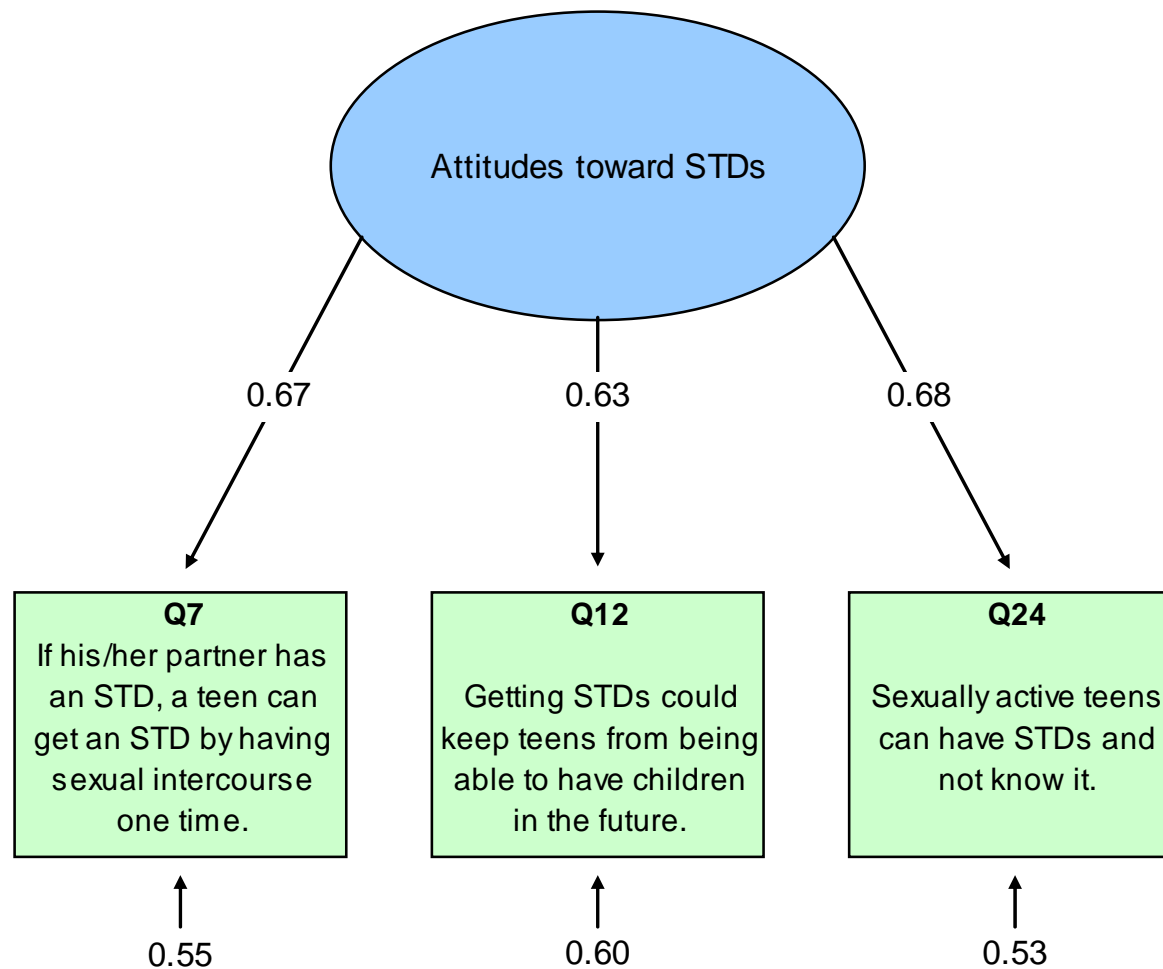
Chi-square = 0.00, df = 0, P-value = 1.00000, RMSEA = 0.000

Youth's Attitudes toward Sexual Abstinence



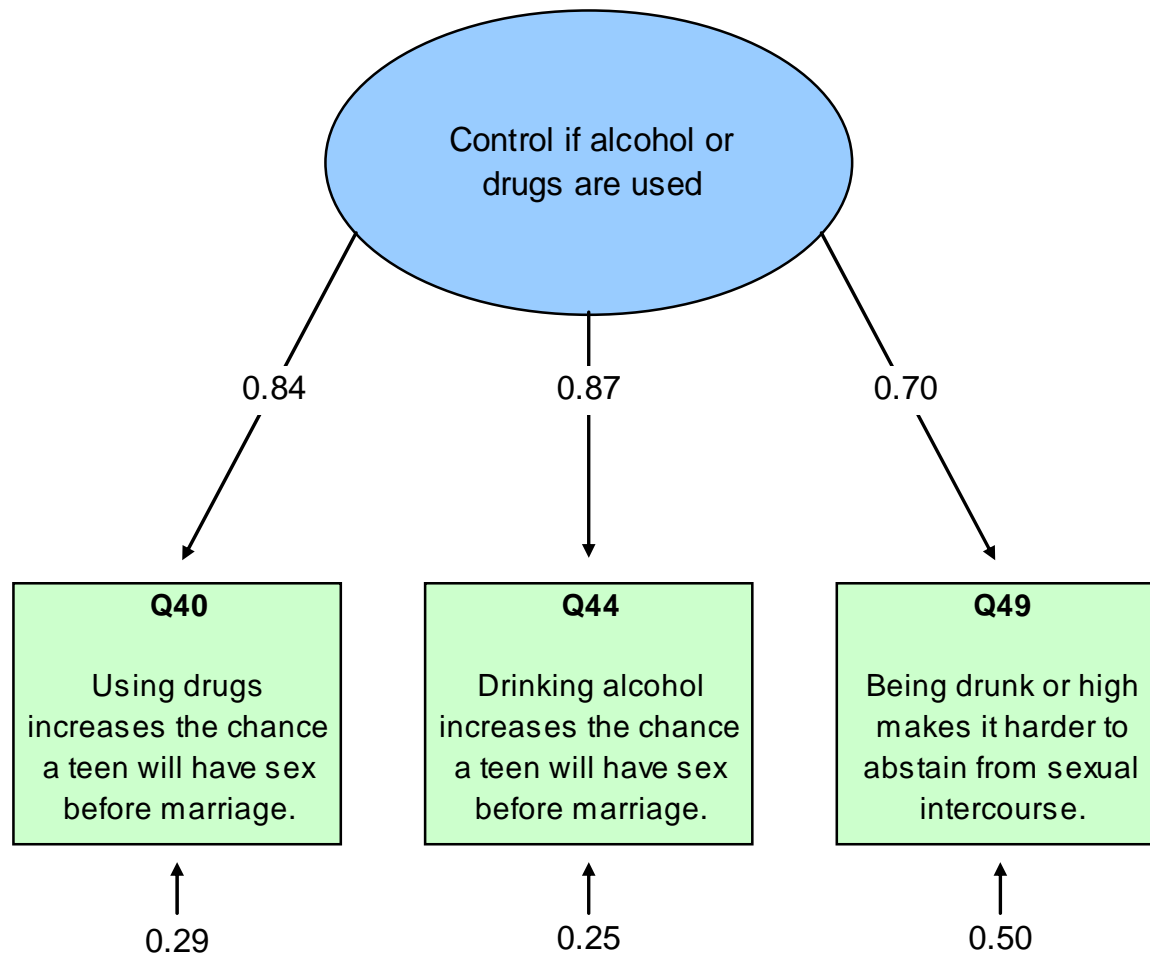
Chi-square = 1.66, df = 1, P-value = 0.19704, RMSEA = 0.010

Youth's Attitudes toward Sexual Abstinence



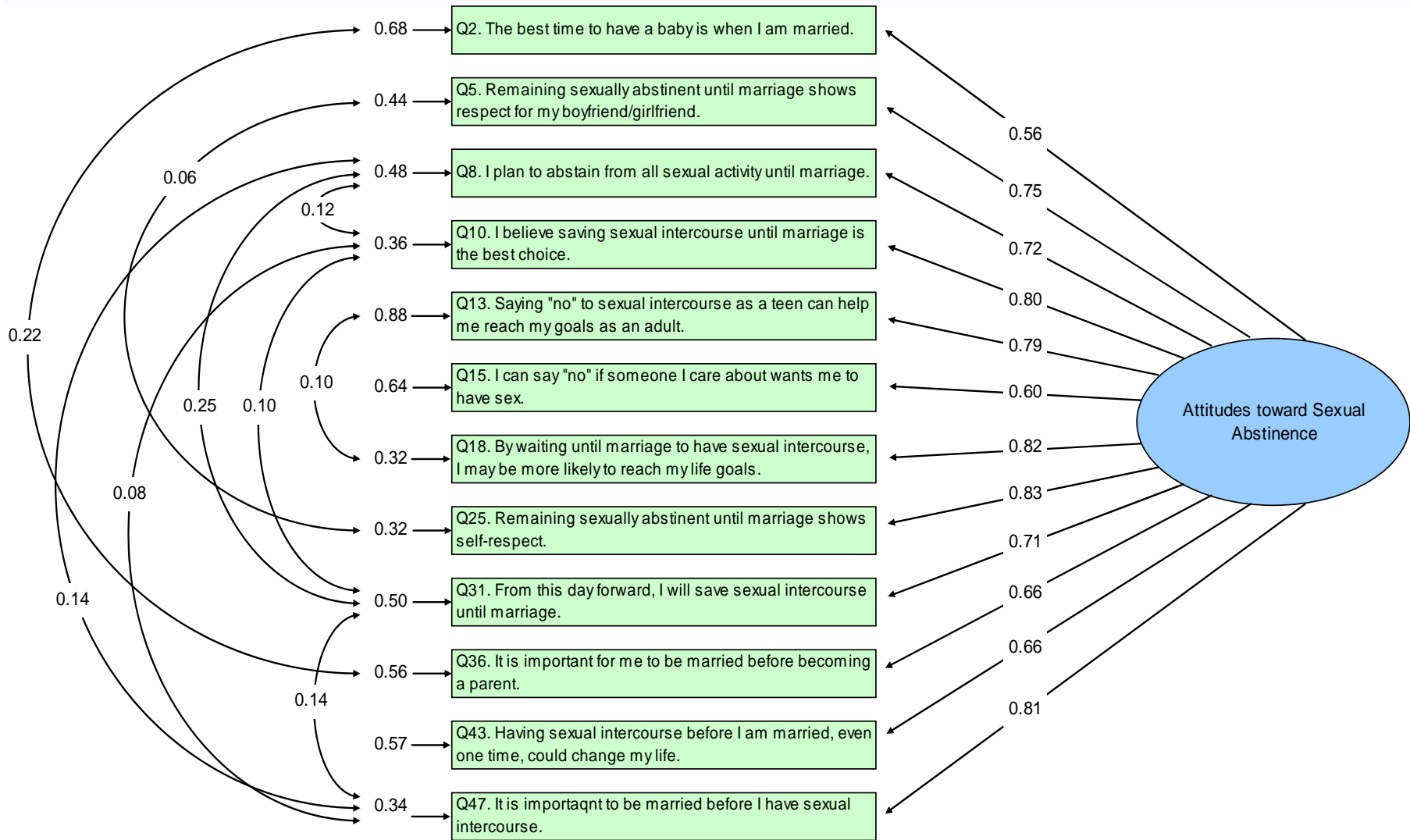
Chi-square = 0.00, df = 0, P-value = 1.00000, RMSEA = 0.000

Youth's Self-efficacy



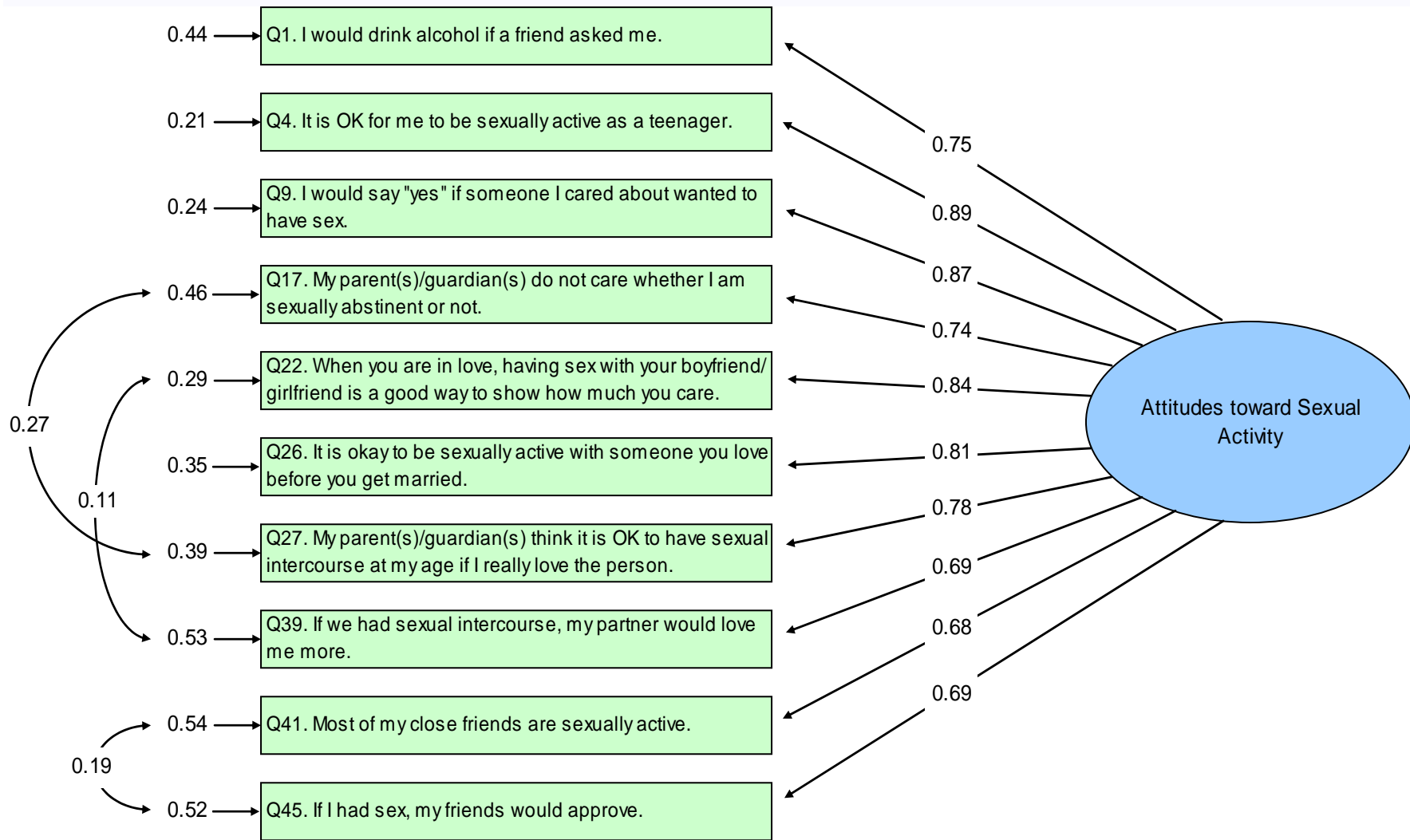
Chi-square = 0.00, df = 0, P-value = 1.00000, RMSEA = 0.000

Behavioral Intentions



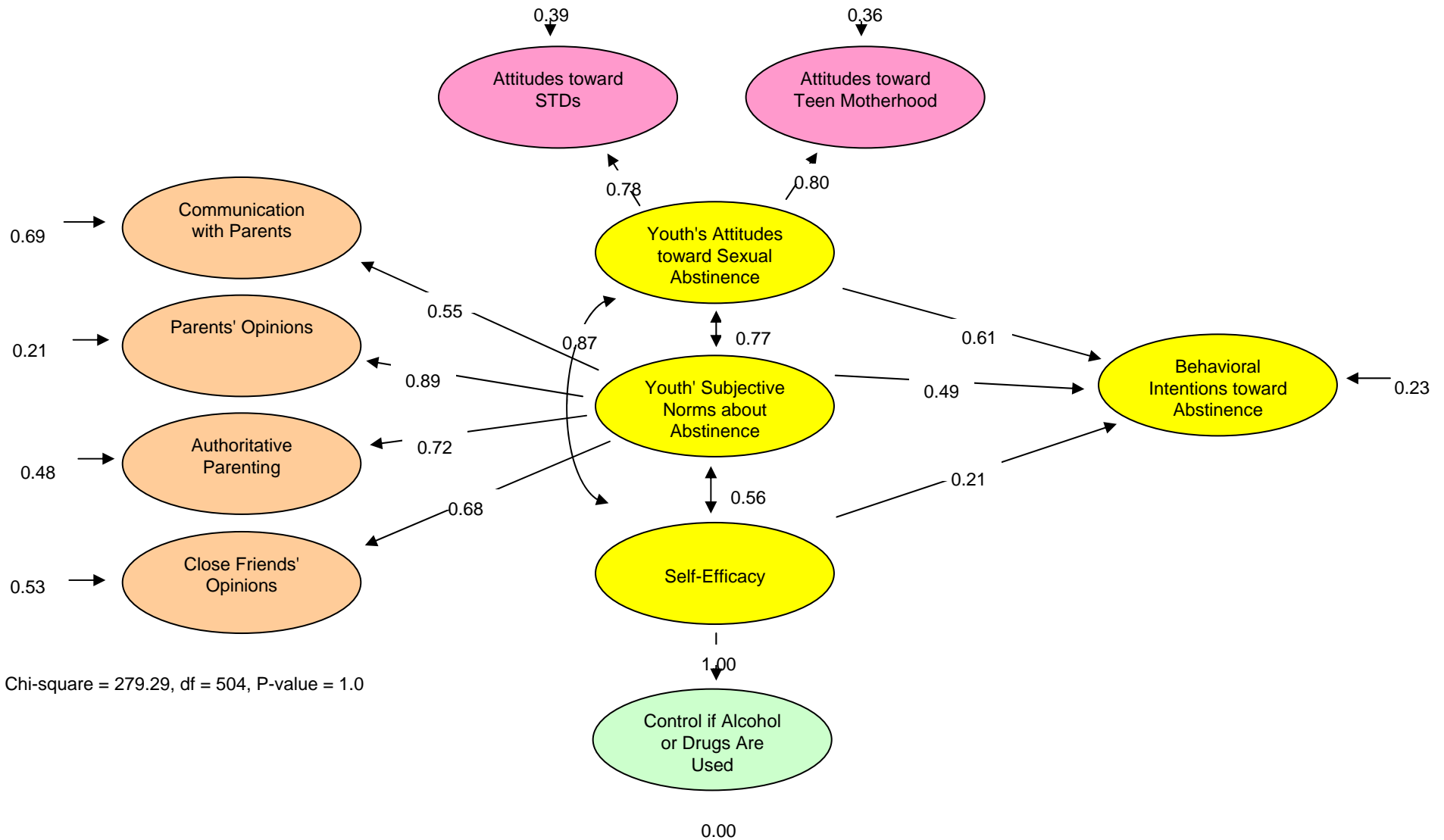
Chi-square = 23.78, df = 45, P-value = 0.99611, RMSEA = 0.000

Behavioral Intentions



Chi-square = 41.53, df = 32, P-value = 0.12077, RMSEA = 0.039

Structural Equation Model of youth attitudes toward sexual abstinence based on the Integrated Theory of Planned Behavior



Standardized Regression Coefficients for Successive Steps in Testing the Complete Explanatory Model of Intention to Remain Sexually Abstinent

<i>Independent Variables</i>	Step 1	Step 2	Step 3	Step 4
1. Grade	-.104***	.010	-.007	-.010
2. Sex	.200***	.108***	.119***	.120***
3. Caucasian	.021	-.015	-.033***	-.039***
4. Live with both parents	.064***	.020	.021*	.022**
5. Father completed college	.041***	.005	-.005	-.003
6. Mostly A and B grades	.134***	.025**	.009	.007
7. Friends are older	-.073***	-.006	-.009	-.010
8. Very religious	.151***	.053***	.045***	.046***
9. Never attend religious services	---	-.047***	-.051***	-.051***
10. Where do you get accurate, truthful information about sex? Friends	-.074***	-.035***	-.034***	-.034***
11. Where do you get accurate, truthful information about sex? School Program	.118***	.064***	.037***	.035***
12. Who do you feel most comfortable talking with about sexual issues? Parent / Guardian	.121***	---	---	---
13. Who do you feel most comfortable talking with about sexual issues? Friends	-.097***	-.058***	-.063***	-.063***
14. Do you now have a boyfriend or girlfriend?	-.115***	-.060***	-.057***	-.057***
15. Where did you participate in an abstinence education program,? In School	.053***	.017*	.018*	.015
16. Ability to communicate with parents about sexual topics		.038***	.031**	.032***
17. Parent's attitudes toward teen's sexual activity or pregnancy		.328***	.243***	.228***
18. Authoritative parenting style		.202***	.169***	.161***
19. Close friends are sexually abstinent		.284***	.245***	.243***
20. Consequences of teen motherhood			.202***	.164***
21. Risks and consequences of getting STDs			.102***	.073***
22. Risk of sexual activity after drinking alcohol and using drugs				.106***
R ²	.255	.587	.634	.641

* p ≤ .05, ** p ≤ .01, *** p ≤ .001

n = 6,963

Conclusions

The Integrated Theory of Planned Behavior Provided a Valuable Structure for the Abstinence Program Evaluation.

- The following theoretical components were significantly and positively associated with intent to remain sexually abstinent:
 - Attitudes of parents toward teen's sexual activity
 - Consequences of teen motherhood
 - Consequences of getting STDs
 - Authoritative parenting style
 - Risk of sexual activity after using alcohol or drugs
 - Ability to communicate with parents about sexual topics
- Other theoretical components significantly and positively associated with intent to remain sexually abstinent included:
 - Female
 - Religiosity
 - Abstinence program participation

Conclusions (cont.)

- The following theoretical components were significantly but negatively associated with intending to remain sexually abstinent:
 - Having a boyfriend or girlfriend
 - Grade level
 - Older friends
- Such information can aid program personnel in developing and delivering program content and in targeting students at high risk for participating in risky behaviors.

Conclusions (cont.)

Factors that could improve program quality and subsequent evaluation results include:

- Information on duration and number of sessions of each sub-grantee's program
- Control schools to accurately measure the impact of abstinence education programs (selection and incentive)
- Longitudinal follow-up data on program participants
- Other suggestions?